



# Transparent Colours

Colour depth can be controlled slightly, and to help with colour selection we can supply colour samples on request.




Copper Blue (G023)



Cerulean Blue (G026)




Steel Blue (G024)




Cobalt Blue Extra (G020)




Midnight Blue (G021)




Gold Ruby Extra (G010)



Gold Amethyst (G011)



Brilliant Gold (G012)




Apricot (G013)



Gold Ruby (G014)




Hyacinth (G015)



Jade Green (G030)



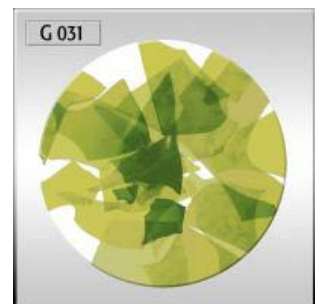
Forest Green (G035)



Lime Green (G036)



New Green (G039)



Olive Green (G031)

---


These swatches only give you a general representative of the achievable colour & its depth  
Dependent on your viewing equipment the colour reproduction of these swatches will vary.

# Transparent Colours

Colour depth can be controlled slightly, and to help with colour selection we can supply colour samples on request.




Emerald Green (G031)



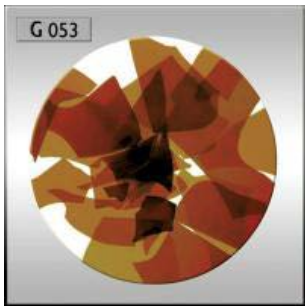
Teal Green (G033)




Indigo (G045)




Black (G050)




Amber (G053)




Aubergine (G051)



Bronze (G054)



Grey (G055)




Orange (G071)

---

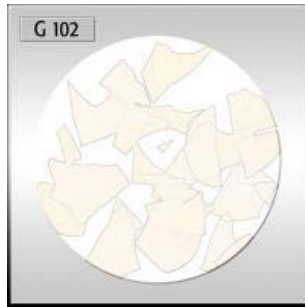
These swatches only give you a general representative of the achievable colour & its depth. Dependent on your viewing equipment the colour reproduction of these swatches will vary.

# Opaque Colours


Opaque will give a deeper colour and blocks the natural transparency of the glass and with very little movement on the shade, we can supply small colour samples on request



Enamel White (G101)



Ivory (G102)



Duck Egg White (G105)




Pigeon Grey (G108)



Gold Pink Extra (G110)



Pale Rose (G112)



Purpur (G114)



Violet (G115)



Lavender (G116)



Turquoise (G122)




Steel Blue (G123)




Robin (G124)



Denim Blue (G126)



Azure (G128)



Jade Green (G130)



Lime Green (G133)

---

These swatches only give you a general representative of the achievable colour & its depth  
Dependent on your viewing equipment the colour reproduction of these swatches will vary.

# Opaque Colours


Opaque will give a deeper colour and blocks the natural transparency of the glass and with very little movement on the shade, we can supply small colour samples on request




Granny Smith Green (G132)



British Racing Green (G139)




Mint (G160)



Ice Blue (G133)




Coral (G165)



Vermillion (G176)



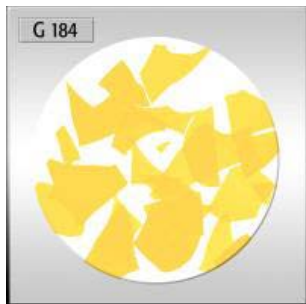
Diablo (G179)




Ferrari Red (G180)



Orange (G182)



Canary Yellow (G184)



Tangerine (G186)

---

These swatches only give you a general representative of the achievable colour & its depth  
Dependent on your viewing equipment the colour reproduction of these swatches will vary.